

How to use a 4 Bay Docking Station for SAFE-DISTANCE



- 

1. Press and release the Docking station button.
- 

2. Wait until a red LED flashes next to a HAVWEAR to indicate which HAVWEAR to sign out.
- 

3. Place a valid ID card on top of the HAVWEAR until a beep sounds.
- 

4. Remove the ID card and the HAVWEAR will display the first name initial and first three letters of the ID card owner's last name.
- 

5. Remove the HAVWEAR which is ready for use.
- 

6. Insert the HAVwear into the holder so only the strap is in contact with the wrist. Snugly fit the strap around the wrist (do not remove until returning to Docking station).
- 





7. To "connect" to a SAFE-ZONE press the button on the HAVwear once, place the HAVwear over the SAFE-ZONE tag until a beep sounds. The display will show "SAFE" to indicate social distance detection is switched off
- 

8. Return to docking station at end of shift.

How to assemble the silicon strap

A holder and strap are required to secure a HAVwear to the wrist.

NOTE: The wrist strap is personal and should always be subject to appropriate occupational hygiene procedures regarding cleaning and replacement.

- 
- 
- 
- 
- 

SAFE-DISTANCE screen & alerts

When you're too close to a colleague wearing a Reactec product, you'll receive a short buzz and vibration alerts. The alerts will intensify with time. You will receive repeated alerts until the distance between you and your colleague increases.



WARNING

When returning a HAVwear and placing it into a bay of a Docking Station DO NOT push down on the HAVwear screen.



Cleaning Equipment

It is recommend an Isopropanol or similar alcohol based cleaning agent with an alcohol content of at least 70% is used for cleaning. This should be applied with a cloth and with the docking station powered down. Use of chemicals not fitting this description may cause damage.



The HAVwear should be re-charged fully before being put into storage where not mounted in a powered up docking station. It is also recommended to recharge the unit on a regular basis (monthly) with a 1 hour top up charge.